


**Portable Axle Scales**  
MOBILE WEIGHING PLATFORMS

# Portable Axle Scales

MOBILE WEIGHING PLATFORMS



[www.tunaylar.com](http://www.tunaylar.com)




**TUNAYLAR**

# Portable Axle Scales

MOBILE WEIGHING PLATFORMS

## WWS MOBILE WEIGHING PLATFORM SERIES

Various models of the WWS platforms are available



### Presentation:

The WWS mobile weighing platforms are used in all applications in which it is necessary to quickly and simply weigh very heavy devices with various resting points, such as automobiles, tractors, carts, airplanes, trucks, tankers, containers, etc.

These are particularly suitable for creating mobile weighing stations: thanks to their reduced weight and the ease in moving and placing them, in a few minutes it's possible to create a weighing station on any type of flat surface.

### ► Main technical features

- Accuracy of the platform: 0.03%.
- Low profile: only 50mm high.
- Structure in Ergal 55, for guaranteeing the lightness as well as sturdiness and long duration in time.
- Vulcanised antislip rubber in the resting areas, for maximum grip on any type of surface.
- IP68 stainless steel load cells.
- Extremely easy and reliable connection of the scale to the weight indicator.
- Very easy to manoeuvre.
- Fitted with 10m cable and connector for connection to weight indicator.

Wide range of connectable indicators, functioning with rechargeable battery, guaranteeing an optimal use also without any mains power supply or in areas without power supply sources.



DFWKR



3590KR



3590M303



DGT60

## MAIN ADVANTAGES

### Versatile and simple to use

The WWS platforms are an excellent alternative to the classic fixed weighing systems (like weighbridges), especially when weighing vehicles, when one needs to:

- Create weighing stations in a short time and on any surface
- Check the weight of the material transported by the vehicles
- Execute an unlimited number of daily weighs, without having to use weighbridges.
- Weigh for limited periods of time (harvests, crops, etc.).
- Verify the weight of each single wheel, of each single axle, and all the various weight sums of a vehicle.
- Weigh in small spaces.

### Easy to transport

The reduced weight and ergonomic handles make it easy to transport the WWS platforms; furthermore, the WWSD and WWSE platforms are fitted with wheels which further simplify their movement.



WWSB




WWSC



WWSD / WWSE

### Suitable for dynamic weighing

The WWS platforms, combined with a 3590KR indicator, allow to create dynamic weighing systems, with automatic acquisition of the weight of the axles and calculation of the total weight of the vehicle.



WWS installed flush floor, for dynamic weighing >>



DGT



DGT-Q



Thermal printer with memory card



# Portable Axle Scales

MOBILE WEIGHING PLATFORMS

ABLEA



Models	Capacity kg	Division kg	HR Division kg	M Division kg	A mm	B mm	C mm	D mm
WWSB600	600	0,2	---	0,2	410	400	300	58
WWSB1.5T	1.500	0,5	0,05	0,5	410	400	300	58
WWSB3T	3.000	1	0,1	1	410	400	300	58
WWSB6T	6.000	2	0,2	2	410	400	300	58
WWSC1.5T	1.500	0,5	0,05	0,5	511	500	400	58
WWSC3T	3.000	1	0,1	1	511	500	400	58
WWSC6T	6.000	2	0,2	2	511	500	400	58
WWSC10T	10.000	5	0,5	5	511	500	400	58
WWSC15T	15.000	5	0,5	---	511	500	400	58
WWSD3T	3.000	---	---	1	611	900	500	58
WWSD6T	6.000	2	0,2	2	611	900	500	58
WWSD10T	10.000	5	0,5	5	611	900	500	58
WWSD15T	15.000	5	0,5	---	611	900	500	58
WWSE1.5T	1.500	0,5	0,05	0,5	561	700	450	58
WWSE3T	3.000	1	0,1	1	561	700	450	58
WWSE6T	6.000	2	0,2	2	561	700	450	58
WWSE10T	10.000	5	0,5	5	561	700	450	58
WWSE15T	15.000	5	0,5	---	561	700	450	58

